



PPHI SINDH NEWSLETTER

Volume: 2 | Quarter: 3

July - September 2023



WWW.PPHISINDH.ORG



PPHISINDHOFFICIAL



PPHIOFFICIAL



PPHISINDH

The third quarter of 2023 was marked by remarkable advancements in the health-care endeavors of PPHI Sindh, underscoring the organization's unwavering commitment to improving public health and well-being in the region. This period was characterized by several noteworthy developments that reflect the organization's dedication to enhancing health-care services and making a positive impact on the communities it serves.

One of the notable achievements during this quarter was the inauguration of a state-of-the-art laboratory in Larkana, further bolstering the diagnostic capabilities of PPHI Sindh. Additionally, a new medicine warehouse was opened at MCHC Kausar Hospital Khairpur, emphasizing the organization's commitment to ensuring strict adherence to Standard Operating Procedures (SOPs) and the proper placement of essential medicines.

In terms of healthcare service utilization, the quarter witnessed significant engagement:

OPD Visits and New Cases: A substantial 11.5 million Outpatient Department (OPD) visits were recorded during this period. Among these, 7.5 million were new cases, and 4 million were follow-up cases, highlighting the extensive reach and effectiveness of PPHI Sindh's primary healthcare services.

Deliveries and Maternal Health: The organization proudly facilitated 101,795 deliveries, including 4,493 Cesarean sections (CS), ensuring the safe arrival of newborns into the world. Further, there were 186,491 Antenatal Care-1 (ANC-1) visits and 528,514 ANC-1 revisit cases, underlining the focus on maternal health and prenatal care.

Family Planning Services: Family Planning (FP) services played a crucial role during the quarter, with 261,114 FP visits recorded. The consumption of

short-acting reversible contraceptives included 78,611 Oral Contraceptive Pills (OCPs) and 114,392 injectables were administered, and that of long-acting reversible contraceptives included 28,389 Intrauterine Contraceptive Devices (IUCDs), and 19,204 implants, promoting family planning and reproductive health.

Hepatitis Screening and Vaccination:

The efforts to combat hepatitis showed significant progress, with 715,380 Hepatitis-C screenings and 715,431 Hepatitis-B tests conducted with a positivity rate of 5% and 2%, respectively. Furthermore, a total of 1.2 million doses of the Hepatitis vaccine were administered, contributing to a healthier population.

Nutrition Services:

The Accelerated Action Plan (AAP) continued its mission to combat child malnutrition through 950 Outpatient Therapeutic Program (OTP) sites across 23 districts. During this quarter, 11,386 children were admitted for treatment, and their successful recovery, transfers, and exits were documented, addressing a pressing health concern.

Nutrition Stabilization Centers (NSCs):

These specialized facilities played a pivotal role in addressing severe malnutrition cases complicated by medical issues. A total of 3,372 children were admitted in 17 NSCs operating in 13 districts with successful recoveries, medical transfers, and exits, emphasizing the organization's holistic approach to nutrition care, during the quarter.

Health Facility Monitoring & Tele-Monitoring:

The organization demonstrated its commitment to quality healthcare by making a total of 21,809 visits to HFs to assess the standard and quality of the infrastructure and services and 174 calls to monitor health facilities, effectively supervising and assessing 174 facilities across different regions.

EPI and UC Categories: Immunization efforts were meticulously outlined by district and Union Council (UC) categories, showcasing substantial progress in vaccination coverage and ensuring that children received essential immunizations.

Capacity Building:

In the realm of Capacity Building and Training, the third quarter of 2023 witnessed a remarkable commitment to enhancing knowledge and skills, with a total of 45 comprehensive training sessions conducted. These training initiatives were designed to empower and upskill a total of 1,059 participants, equipping them with the tools and expertise needed to excel in their respective roles.

In essence, this comprehensive summary underscores the substantial accomplishments and diverse healthcare services provided by PPHI Sindh during the third quarter of 2023. The organization's multifaceted efforts spanned a wide spectrum of healthcare domains, from maternal health and family planning to nutrition stabilization and educational sessions, ultimately contributing to the improved health and well-being of the communities served.

ADDRESS

PPHI Sindh Head Office, Bunglow C27/1, Block-2, Clifton, Karachi.

Phone: (+92-21) 35872214, 35364045

E-mail: info@pphisindh.org

Website: www.pphisindh.org

FOR COMPLAINTS & SUGGESTIONS

Web: <http://complaints.pphisindh.org>

Helpline: 0800-77755

Whatsapp: 0300-7267744

E-mail: helpline@pphisindh.org

Quarter's Progress at a Glance

TOTAL OPD
11,481,134

NEW CASES
7,472,378

FOLLOW UP CASES
4,008,756

TOTAL DELIVERIES
101,795

NVDS
97,298

C-SECTION
4,493

PPFP
38,358

ANC-1
186,491

HB<10
92,370

ANC-RV
528,514

OCPS
78,611

LARC
47,593

INJECTABLES
114,392

FP VISITS
261,114

TOTAL ULTRASOUND
251,835

IMPLANTS
19,204

IUCDS
28,389

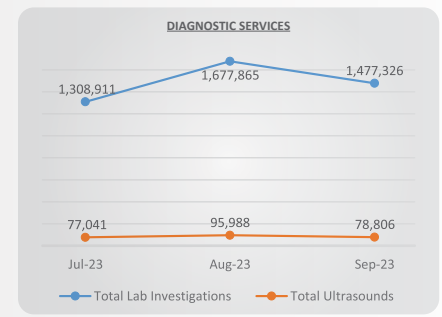
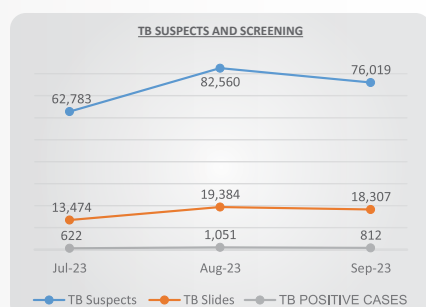
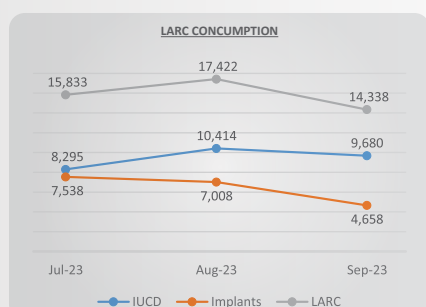
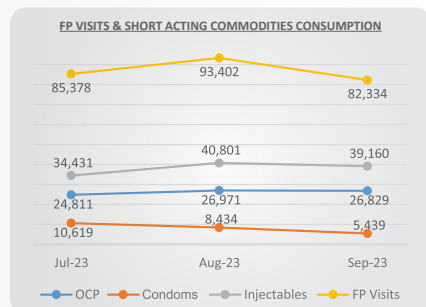
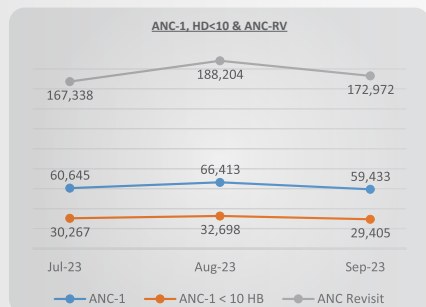
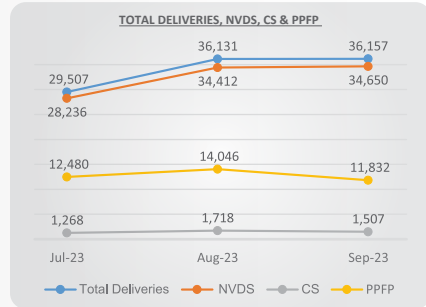
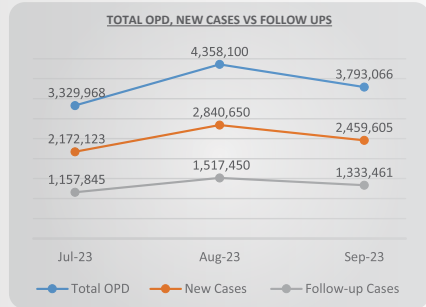
CONDOMS
24,491

TOTAL LABS
4,464,102

TB SUSPECTS
221,362

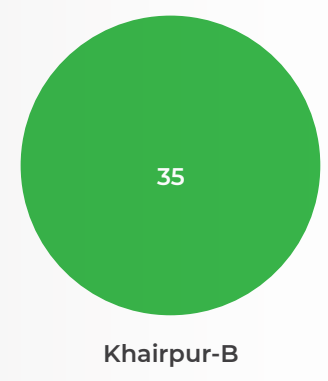
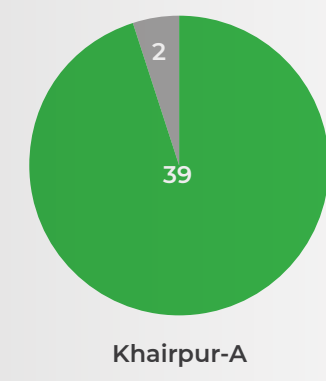
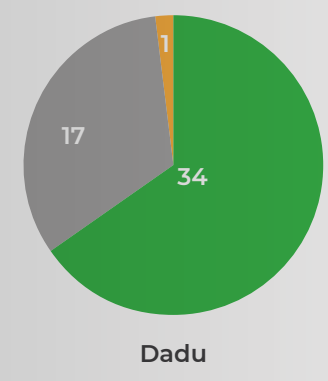
TB SLIDES
51,165

TB POSITIVE CASES
2,485



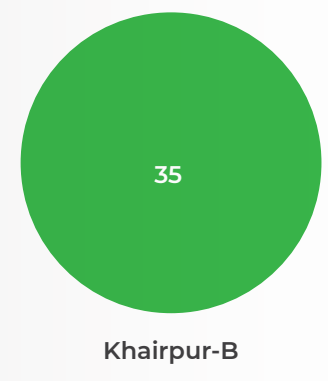
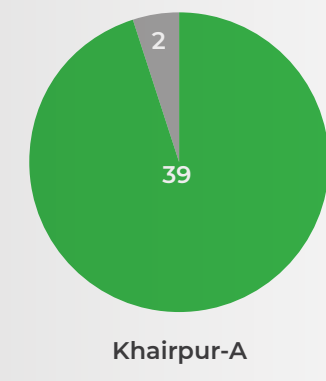
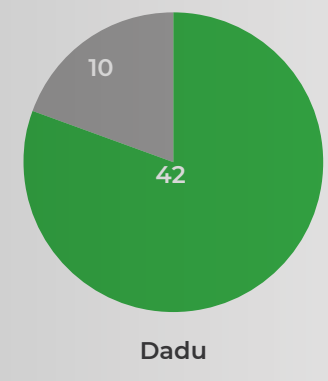
EPI - VLMIS UC CATEGORIES

S.No.	District	Cat-1	Cat-2	Cat-3	Cat-4
1	Dadu	34	0	17	1
2	Khairpur-A	39	0	2	0
3	Khairpur-B	35	0	0	0
Total		108	0	19	1



EPI - ZM UC CATEGORIES

S.No.	District	Cat-1	Cat-2	Cat-3	Cat-4
1	Dadu	42	0	10	0
2	Khairpur-A	39	0	2	0
3	Khairpur-B	35	0	0	0
Total		116	0	12	0



HEPATITIS SCREENING & VACCINATION

Region	Total Part-1: Hepatitis-C			Total Part-2: Hepatitis-B			Part-3: Vaccine Report			
	Total Hepatitis-C Progress			Total Hepatitis-B Progress			Doses			
	Test Done	Reactivate	Positivity Rate	Test Done	Reactive	Positivity Rate	Children <12 (OPD+GP)	Adult	MH + FP	Total
RO I	127,646	7,123	6%	127,511	1,608	1%	63,528	104,436	22,344	190,308
RO II	135,450	5,170	4%	136,043	1,545	1%	94,702	152,833	30,063	277,598
RO III	174,014	7,872	5%	173,514	3,502	2%	106,277	149,309	25,430	283,544
RO IV	153,555	10,505	7%	153,555	3,212	2%	67,401	171,978	22,087	261,466
RO V	124,715	6,725	5%	124,808	2,151	2%	67,846	123,186	18,022	209,054
Grand Total	715,380	37,395	5%	715,431	12,018	2%	399,754	701,742	117,946	1,221,970

RO = Regional Office

Lab and Pathology

Tests performed during July to September 2023				
S.No.	District Lab Name	July, 2023	August, 2023	September, 2023
1	Mirpurkhas	12,981	15,947	13,010
2	Khairpur	12,366	14,978	13,227
3	Jacobabad	6,723	9,048	8,179
4	Hyderabad	6,542	7,955	6,112
Total		38,612	47,928	40,528

Progress Report of RHCs under PPHI Sindh's Management

RHC Name	OPD			ANC-1			DELIVERIES			FAMILY PLANNING			LAB TESTS			ULTRASOUND		
	Jul	Aug	Sep	Jul	Aug	Sep	Jul	Aug	Sep	Jul	Aug	Sep	Jul	Aug	Sep	Jul	Aug	Sep
MCH Kausar Hospital	3,456	4,592	4,390	696	751	646	134	211	214	219	318	386	15,692	19,741	16,140	2,343	2,492	2,162
MCH Murad Memon	14,290	16,009	14,453	295	363	375	35	40	61	127	170	158	10,809	11,467	14,598	150	478	727
MCHC Mirpur Mathelo	3,059	3,753	3,795	650	795	574	699	924	807	454	605	614	18,343	22,539	18,139	2,271	2,395	1,730
MCHC Mirwah	2,391	2,691	2,254	82	90	86	127	125	147	95	75	74	2,208	2,619	1,989	303	436	453
RHC Arazi	2,664	3,385	3,440	84	81	78	5	3	7	60	37	42	316	505	827	0	28	34
RHC Badah	10,583	17,089	17,794	310	331	138	56	131	111	206	214	222	4,257	5,401	1,436	704	938	764
RHC Banguldero	6,491	8,769	9,320	114	135	118	24	29	34	59	73	63	2,930	5,320	4,221	306	211	377
RHC Bhan	15,393	22,332	22,179	357	448	337	88	161	188	150	241	367	3,855	6,194	6,818	381	561	325
RHC Bhit Shah	16,999	19,680	23,191	393	414	300	155	156	131	377	262	208	6,356	6,959	5,012	1,127	1,402	1,005
RHC Bulri Shah Karim	9,906	13,574	11,389	292	509	397	110	122	112	319	318	274	3,709	6,609	5,499	419	572	548
RHC Chamber	10,113	16,037	12,383	370	283	276	24	35	49	101	101	96	5,558	4,964	5,099	661	976	626
RHC Chohar Jamali	16,257	24,568	14,447	171	198	223	63	85	126	142	177	183	1,633	2,728	4,239	441	936	657
RHC Daur	15,760	19,239	16,477	200	200	153	72	88	94	131	249	161	6,879	8,752	6,565	806	999	507
RHC Garhi Hassan	5,010	8,227	7,645	119	92	77	84	106	122	128	166	185	2,403	3,822	3,081	156	205	150
RHC Gerello	6,371	8,098	9,433	109	146	146	37	61	56	95	149	165	4,151	4,586	4,552	0	14	120
RHC Ghari Khuda Bux Bhutto	14,526	18,536	19,479	266	359	219	32	33	41	99	158	123	8,731	8,102	7,873	355	858	785
RHC Halani	21,060	30,290	27,230	115	165	100	70	70	88	158	192	153	5,367	7,081	5,062	558	624	558
RHC Islamkot	10,264	11,098	10,370	604	604	383	166	127	163	136	142	163	10,341	10,060	7,042	1,010	1,134	1,004
RHC Jaffar Khan Laghari	4,300	5,059	3,862	60	60	50	10	24	27	143	127	102	2,488	2,746	2,183	66	96	35
RHC Jam Nawaz Ali	3,719	5,577	3,446	132	178	104	21	35	24	67	88	67	2,950	3,603	2,728	107	201	160
RHC Jhangara	4,942	6,352	6,033	9	46	200	23	37	36	32	93	85	805	1,224	1,684	105	0	123
RHC Jhudo	9,210	11,861	11,645	81	158	202	48	72	168	209	229	245	1614	4,056	5,760	674	715	715
RHC Kario Ganhwar	8,156	12,676	9,793	82	81	83	52	52	57	96	119	127	3,949	6,919	4,996	0	18	233
RHC Khanpur	20,693	22,721	21,360	583	310	333	48	80	109	316	269	305	9,432	10,466	8,502	891	1,430	1,348
RHC Kheensar	3,925	4,842	4,019	254	283	175	83	93	74	45	44	46	2,455	3,069	2,017	0	178	90
RHC Khokhrapar	4,898	5,951	4,522	45	58	66	14	22	16	114	104	84	2,341	3,559	2,123	64	56	36
RHC Nasirabad	13,531	20,433	19,560	198	208	213	125	187	175	259	322	264	9,383	9,754	9,743	90	112	210
RHC Nindo	10,568	12,127	10,538	161	216	183	53	78	113	83	76	72	4,627	5,353	3,712	170	381	249
RHC Old Thaana	4,855	6,946	6,446	167	253	276	39	42	49	99	109	110	3,790	6,643	5,724	128	208	34
RHC Pir Jo Goth	20,779	28,335	23,407	329	626	402	132	175	183	368	395	269	11,261	15,040	11,030	334	854	802
RHC Rehri Mirani	7,389	11,602	10,045	138	125	103	7	20	32	66	96	59	1,683	1,593	1,532	231	0	9
RHC Sita Road	10,339	13,747	15,737	151	150	150	37	64	79	112	150	161	4,272	4,332	4,996	0	100	146
RHC Tando Jam	24,175	26,199	22,710	325	425	286	140	170	131	285	392	321	4,399	7,923	4,191	893	1,095	708
RHC Tangwani	5,539	8,020	7,851	134	119	118	117	109	125	209	170	203	2,841	5,037	4,917	154	297	386
SGH Ibrahim Hyderi	18,383	25,538	22,735	302	485	358	31	47	63	30	45	56	4,612	7,220	6,062	505	547	545
SGH Jannat Gull	7,889	11,667	9,491	243	337	238	66	81	77	0	0	150	2,535	3,302	2,534	653	806	647
SGH Naudero	26,880	32,530	33,966	578	749	611	157	223	267	194	274	234	12,236	18,454	14,096	1,429	1,949	1,708
THQ Arija	10,887	16,329	16,192	186	513	326	37	51	58	134	176	185	4,686	6,742	5,983	111	186	410
THQ Dokri	36,226	40,689	41,464	350	390	370	134	122	170	263	418	315	7,676	9,948	9,293	455	102	105
THQ Ratodero	23,798	34,405	35,261	1,030	985	1,086	85	165	186	259	289	291	23,077	26,447	28,695	342	29	203



Quarterly Nutrition Program updates

District wise number of under 5 years children Screened, SAM Admission, and Exits from OTP Program

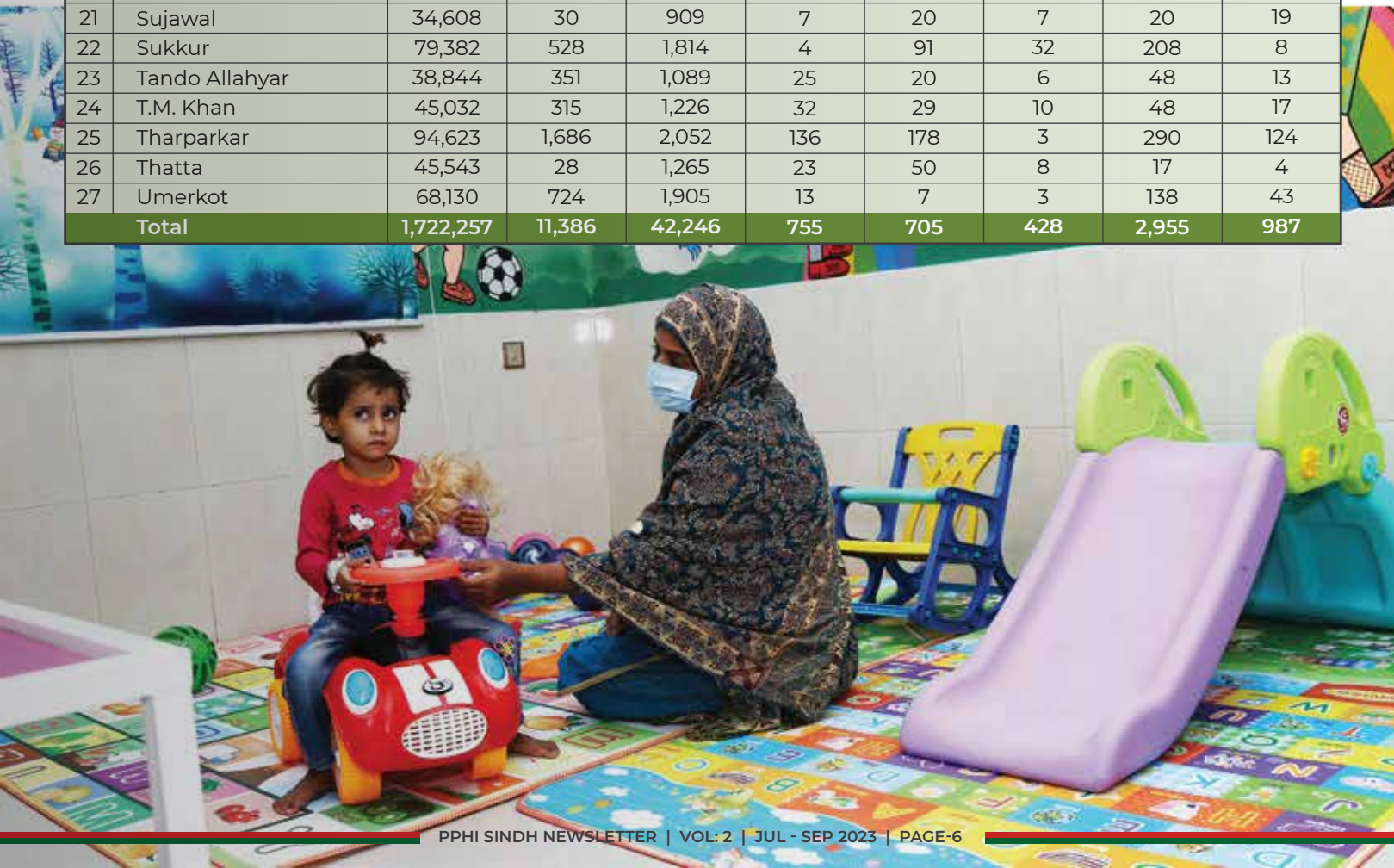
Sr. No.	District	No. of 6 to 59 months children Screened	No. of SAM Children Admission	No. of Cured	No. of Default	No. of Non Cured	No. of Medical Transfer	No. of Transfer to Inpatient (NSC)	No. of Others
1	Badin-A	49,501	577	1,279	6	8	1	95	22
2	Badin-B	54,721	766	1,697	27	43	9	49	24
3	Dadu	6,407	155	-	-	-	-	-	-
4	Ghotki	103,713	604	2,481	-	8	26	623	2
5	Hyderabad	134,157	521	2,139	5	8	8	136	43
6	Jacobabad	109,166	50	2,400	133	21	12	8	83
7	Jamshoro	12,001	58	-	-	-	-	1	-
8	Kashmore	63,512	531	2,809	43	3	4	105	232
9	Khairpur-A	55,336	510	2,186	41	58	5	103	10
10	Khairpur-B	74,774	254	1,832	-	14	13	72	32
11	Larkana	79,397	627	1,491	57	6	4	63	19
12	Matiari	59,767	63	895	39	3	24	46	12
13	Mirpurkhas-A	53,694	843	1,411	31	18	1	84	4
14	Mirpurkhas-B	35,535	227	1,103	20	21	21	51	5
15	Naushero Feroz	84,513	235	2,146	21	19	19	184	18
16	Qambar Shahdadkot	68,497	241	1,417	34	9	5	131	-
17	Sanghar-A	83,290	268	1,767	24	37	16	176	14
18	Sanghar-B	53,142	215	911	15	15	27	52	7
19	Shaheed Benazirabad	70,823	817	1,759	4	11	136	112	32
20	Shikarpur	64,149	162	2,263	15	8	28	95	200
21	Sujawal	34,608	30	909	7	20	7	20	19
22	Sukkur	79,382	528	1,814	4	91	32	208	8
23	Tando Allahyar	38,844	351	1,089	25	20	6	48	13
24	T.M. Khan	45,032	315	1,226	32	29	10	48	17
25	Tharparkar	94,623	1,686	2,052	136	178	3	290	124
26	Thatta	45,543	28	1,265	23	50	8	17	4
27	Umerkot	68,130	724	1,905	13	7	3	138	43
Total		1,722,257	11,386	42,246	755	705	428	2,955	987

District wise number of under 5 years children SAM with medical complication Admission, and exits from Nutrition Stabilization Center

Sr. No.	District	No. of Admission in NSC	No. of Cured	No. of LAMA	No. of Transfer Out
1	Badin	141	91	5	28
2	Ghotki	315	300	-	9
3	Hyderabad	352	270	18	46
4	Jamshoro	380	343	-	18
5	Kashmore	61	55	2	2
6	Khairpur	231	213	-	11
7	Mirpurkhas	209	173	6	18
8	Nasuehro Feroze	227	172	23	18
9	Sanghar	387	381	-	1
10	Shaheed Benazirabad	222	197	-	21
11	Sukkur	236	201	-	18
12	Tharparkar	456	413	12	11
13	Umerkot	155	127	10	11
Total		3,372	2,936	76	212

District wise number of Health & Nutrition Awareness Sessions


Sr. No.	District	No. of H&H Group Sessions	No. of H&H Participants	No. of IYCF Group Sessions	No. of IYCF Participants	H&H One to One Counselling	IYCF One to One Counselling
1	Badin-A	148	1,387	217	1,957	1,896	2,393
2	Badin-B	402	5,031	349	4,340	1,230	1,554
3	Dadu	69	818	38	437	190	164
4	Ghotki	255	3,751	93	1,326	42,646	15,058
5	Hyderabad	494	4,944	367	3,645	4,243	3,680
6	Jacobabad	519	6,555	389	4,432	4,288	4,582
7	Jamshoro	85	736	43	504	1,708	882
8	Kashmore	197	2,546	171	1,937	20	18
9	Khairpur-A	249	3,069	232	2,522	63	116
10	Khairpur-B	207	2,844	144	1,770	900	774
11	Larkana	197	2,228	199	2,475	713	1,090
12	Matiari	308	2,950	346	2,546	4,445	2,955
13	Mirpurkhas-A	138	2,006	89	1,399	1,537	2,591
14	Mirpurkhas-B	168	1,333	228	1,611	3,750	3,549
15	Naushero Feroz	686	6,754	630	4,641	630	356
16	Qambar Shahdadkot	355	3,941	399	4,308	3,870	4,074
17	Sanghar-A	180	2,756	82	1,176	4,202	1,164
18	Sanghar-B	66	615	56	543	3,493	2,157
19	Shaheed Benazirabad	375	5,125	244	3,027	2,558	2,077
20	Shikarpur	1,010	7,183	1,029	7,022	1,038	1,355
21	Sujawal	388	2,682	307	2,298	1,499	1,029
22	Sukkur	218	2,098	92	854	379	242
23	Tando Allahyar	363	2,262	312	2,278	2,010	1,846
24	T.M. Khan	240	2,960	137	1,576	2,801	2,901
25	Tharparkar	890	8,041	829	7,421	1,545	1,453
26	Thatta	488	4,421	393	3,672	1,699	2,132
27	Umerkot	102	1,338	76	891	3,272	2,712
Total		8,797	90,374	7,491	70,608	96,625	62,904



Repair & Renovation Schemes - 2023-24

Schemes	Total No. of Schemes	NIT Done	NIT in Process	No. of Schemes Progress	No. of Schemes Completed	Budget Allocation Rs.M	Release Expenditure Rs.M
Carry Forwarded Major, RHC's, Malir, Jamshoro	51	0	0	36	15	227.258	60.716
New Schemes Major, RHC's, Malir, Jamshoro	25	13	9	13	0	302.970	0
Total	76	13	9	36	15	530.227	60.716


BHU Haji Ahmed Jokhio District Malir Karachi




RHC Bhansaeedabad (Emergency Block) Jamshoro



BHU Ghaghar District Malir Karachi




BHU Ali Muhammad Khoso District Kashmore



BHU Gulanpur District Kashmore



BHU Phulji Station District Dadu



Training and Capacity Building

Total Number of Trainings Conducted from July - September 2023			
S.No.	Region	Total Trainings Conducted	Total Participants Trained
1	Hyderabad	16	432
2	Mirpurkhas	10	221
3	Larkana	8	170
4	Sukkur	9	193
5	SBA	2	43
Total		45	1,059

Monitoring

Health Facility Tele Monitoring System				
S.No.	Region	Total Monitors	Total Calls	Total HFs Monitored
1	Head Office	9	59	59
2	Hyderabad	3	26	24
3	Larkana	1	0	15
4	Mirpurkhas	3	71	45
5	SBA	2	14	10
6	Sukkur	3	4	21
Total		21	174	174

Monitoring Visits		
Staff Details	Designation	Visit Count
Regional Staff	● Regional Director	94
	● Regional Manager Monitoring & Evaluation	332
	● Public Health Specialist	130
	● Regional Manager MNCH	149
District Staff	● District Manager	2,200
	● Executive Monitoring & Evaluation	3,730
	● Medical Officer	2,309
	● MNCH Coordinator	1,924
	● Social Organizer	10,941
Grand Total		21,809

Activities & Events (Head Office)



Monthly appraisal meetings chaired by CEO PPHI Sindh were conducted successfully through out the quarter to assess the performance of all the wings at head office level.



Activities & Events (Head Office)



CEO Mr. Javed Ali Jagirani chaired a PRM for Regions Hyderabad and Mirpurkhas, reviewing progress and strategies with Regional Directors, Core Teams, and District Managers.



Federal Minister for Benazir Income Support Programme, Ms. Shazia Marri, appreciates PPHI Sindh's efforts and acknowledges it as an important partner in providing quality primary healthcare services to communities during an important media talk.



A delegation from USAID and WFP Pakistan, including Ms. Joyce Owigar, Dr. Yasir Ehtisham, Ms. Judith Lume, and Ms. Salma Yaqub, visited BHU Qasimpur, Sukkur. They focused on Nutrition Activities at OTP & TSFP sites, observed screening and registration of Children and PLWs, and visited MCHC Qasimpur, highly appreciating PPHI's community services.



Mr. Javed Ali Jagirani, CEO, represented PPHI Sindh at an awareness seminar on Hepatitis chaired by Minister Health, Sindh, Dr. Azra Pechuho with different partners to evaluate burden of hep A, B & C in the province and what can be done to increase screenings as well as follow up treatments and their access.



CEO, Mr. Javed Ali Jagirani inaugurated a state-of-the-art lab, benefiting the community with advanced diagnostics and improved health-care services.



The World Food Program's Country Director and team visited PPHI Sindh to discuss and forge a strategic partnership. The meeting was marked by deep insights, innovative ideas, and a shared commitment to making a lasting impact on those in need.



Activities & Events (Head Office)



Mr. Javed Ali Jagirani, the CEO of PPHI Sindh, visited the site of the tragic train accident involving Hazara Express near Sarhari District, Sanghar.

PPHI Sindh provided 15 ambulances along with their staff to efficiently transport the injured patients to the PUMHs. In addition, the dedicated medics and paramedics from PPHI worked alongside the PUMHs team at the Trauma Center of Civil Hospital PUMHs Shaheed Benazirabad, providing necessary medical assistance.

The swift response and collaboration between PPHI Sindh and the medical teams played a crucial role in attending to the victims and ensuring their timely and appropriate medical care.



CEO Mr. Javed Ali Jagirani visited MCHC Khudabad, identifying areas for improvement and instructing prompt action. He also assessed RHC Arazi and RHC Wada Chhachhar, offering guidance for optimized operations.

Activities & Events (Head Office)



A USAID Pakistan delegation, including Health Director Mr. Brad Cronk, Health Deputy Director Ms. Kayt Edhal, and Senior Health Adviser Dr. Shabir Chandio, visited an OTP Site at GD Plus Marvi Garden.



Mr. Javed Ali Jagirani - CEO, PPHI Sindh attended Sindh Health Support Program Steering Committee session, chaired by Sindh Health Minister, Dr. Azra Pechuho wherein deliberations centered around fortifying the primary healthcare sector through strategic measures.



Mr. Javed Ali Jagirani, CEO PPHI Sindh briefing Dr. Saad Khalid Niaz, the caretaker Minister for Health, Sindh, on PPHI Sindh's activities, progress and achievements at his office.



Administrator Ibrahim Haidery Hospital, PPHI Sindh Highlighted the exhibited transformations and advancements within the Health Facility during an interview on media.



Mr. Javed Ali Jagirani, CEO PPHI Sindh briefing Dr. Saad Khalid Niaz, the caretaker Minister for Health, Sindh, on PPHI Sindh's activities, progress and achievements at his office.

Activities & Events (Head Office)



Bill & Melinda Gates Foundation team, headed by Ms. Lea Hegg - Deputy Director, along with other members, met with PPHI Sindh's CEO, Javed Ali Jagirani, to discuss mutual interests, specifically the successful transition of Dispensaries in various Karachi districts to PPHI.



A pivotal meeting took place at the PPHI Sindh Head Office on the Expanded Program on Immunization (EPI) in the Sindh province on August 23rd, 2023, where representatives from key stakeholders converged to discuss and strategize on public health and immunization.



A meeting between JSI and PPHI Sindh, with Dr. Nabeela Ali, Country Head of JSI, and her team, met PPHI Sindh's team led by CEO Mr. Javed Ali Jagirani. They discussed Global Health Security (GHS) initiatives for enhancing Tuberculosis (TB) prevention, diagnosis, and control efforts in Sindh, agreeing to mutual collaboration to improve indicators.

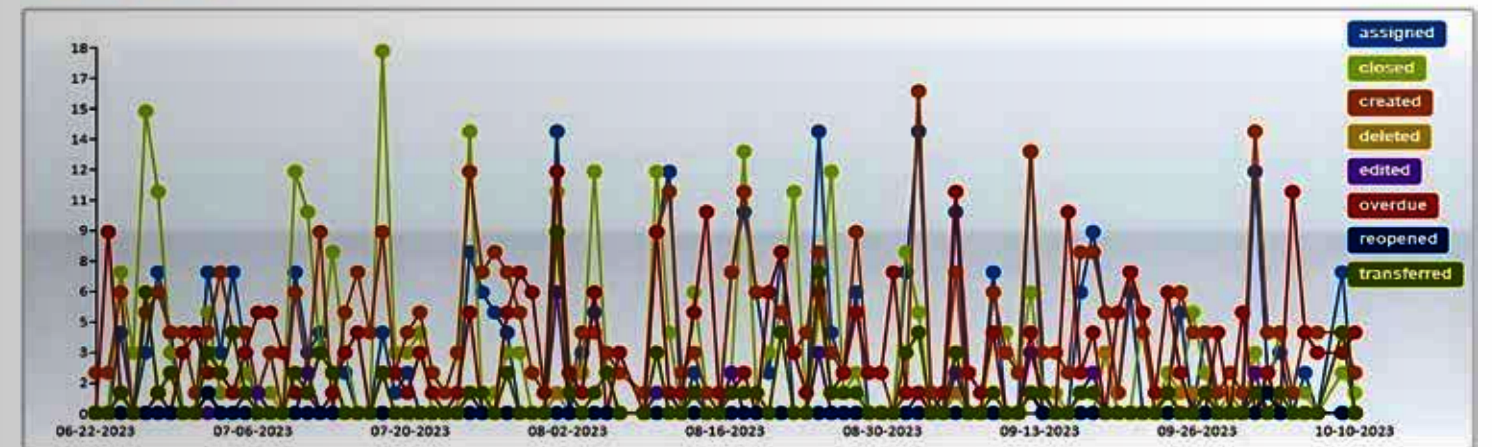


Summary of PPHI Sindh Complaint Management System

Opened	Assigned	Overdue	Closed	Reopened	Deleted
419	308	283	310	3	10

Report timeframe: 2023-06-30T19:00:00 | period: Up to today | Refresh

Ticket Activity



Employee(s) of the Month

EMPLOYEE/S OF THE MONTH
JULY 2023

EMPLOYEE/S OF THE MONTH
AUGUST 2023

EMPLOYEE/S OF THE MONTH
SEPTEMBER 2023

Success Stories

**BREAKING BARRIERS
(Refusal Village Shah Hassan's Journey to Immunization)**

In the remote village of Shah Hassan and its parts Pir Mashak/sher-badshah & Madni Mallah, located in UC Chinni, Taluka Johi, a transformative medical camp took place on the 26th of October, 2023. This remarkable event was an orchestrated effort, led by dedicated healthcare professionals, to address vaccine refusal among children. The camp involved the Medical Officers, Female Medical Officers, Community Midwives (CMW), Dispensers, Lab Technicians, Vaccinators, and Nutrition Assistants, all of whom were unwavering in their commitment to public health. With the invaluable support of the District Manager PPHI Dadu, this camp aimed to reverse the growing trend of vaccine hesitancy among the local population at village Shah Hassan UC Chinni Taluka Johi District Dadu.

The Confluence of Healthcare Professionals

A team of healthcare professionals converged in Shah Hassan Village, bringing with them their expertise and compassion. This ensemble included Medical Officers, Female Medical Officers, CMWs, Dispensers, Lab Technicians, Vaccinators, and Nutrition Assistants. They were the frontline workers, the heroes of this story, who ventured to overcome the challenge of vaccine refusal and ensure routine immunization for every child in need.

District-Wide Support

The importance of community health was underscored by the support of the District Manager PPHI Sindh District Dadu. Their unwavering dedication to public health and well-being made this camp possible. It is a testament to the collaborative spirit that drives such critical initiatives.

Supervision and Quality Control

The camp attracted the attention of not only local healthcare professionals but also District Monitors, including the District Manager. District Coordinator EPI PPHI, Executive M&E and TSVs Taluka Johi also visited the camp. Their presence provided critical oversight and ensured the quality of healthcare services & Routine Immunization.

Achieving Success Against Refusal

The primary objective of the camp was to address vaccine refusal among children and ensure that they received the necessary immunizations. The camp achieved remarkable success:

BCG	17 children who had previously refused the BCG vaccine received it.
OPV-0	02 children who had previously refused the Oral Polio Vaccine (OPV) received their first dose.
Penta-1	04 children who had previously refused the Pentavalent vaccine (Penta-1) received it.
Penta-2	12 children who had previously refused the second dose of the Pentavalent vaccine (Penta-2) received it.
Penta-3	03 children who had previously refused the third dose of the Pentavalent vaccine (Penta-3) received it.
Measles-1	04 children who had previously refused the first dose of the Measles vaccine (Measles-1) received it.
Measles-2	02 children who had previously refused the second dose of the Measles vaccine (Measles-2) received it.
MR Additional Dose	A significant milestone was achieved when 36 children received the additional dose of Measles-Rubella (MR) vaccine.
TD-I	01
TD-II	01
Total OPD	The camp provided overall medical services to 204 individuals who sought medical assistance.

Conclusion

The medical camp held in Shah Hassan Village on the 26th of October, 2023, is a testament to the dedication and unwavering commitment of healthcare professionals in addressing vaccine refusal. It is also a shining example of the collaborative effort of the District Manager PPHI Dadu and a dedicated team of district monitors and supervisors.

The successful coverage of previously refused vaccinations, including BCG, OPV-0, Penta-1, Penta-2, Penta-3, Measles-1, Measles-2, and MR Additional Dose, is a heartwarming achievement in the ongoing battle for public health. This initiative serves as a reminder that when communities and healthcare providers work hand in hand, seemingly insurmountable challenges can be overcome, ensuring a healthier and safer future for all.



Success Stories of Nutrition

Jamna D/O Heero

Age (12 Months) | Duration (3 Months)

THQ Khipro, Sanghar

The child was enrolled in OTP program, in the criteria of SAM with generalized wasted muscles and prominent ribs. She was lethargic at the time of admission with poor hygiene, her nails were not trimmed and she was not bathed for 3 days. Nutrition Assistant counseled the mother regarding and hygiene and hand washing practices and NA also encourage her to take proper care of her child. The mother followed the instructions of NA and finally the health of child got improved from these followings.



Before



After

Amna D/O Sahab Dino

Age (8 Months) | Duration (2 Months)

BHU Fazal Sahito, Nowsheroferoze

Child was identified SAM while screening, Baby was referred from NSC. Baby was weak and Nutrition Assistant gave session to his Mother about IYCF, Nutrition and Health hygiene principles. Mother has less knowledge of proper breastfeeding. The staff from BHU educate her mother regarding the proper positioning of breastfeeding and also discussed key messages of RUTF and its usage. Baby Health improve gradually by following the instructions of Nutrition Assistant and now finally baby was cured from OTP.



Before



After

Success Stories of Nutrition

Madhu S/O Girdhari

Age (6 Months) | Duration (2 Months)

BHU Fazal Bhambro, Mirpurkhas

Madhu was referred from OPD referral and access by PPHI Sindh Nutrition Assistant on outreach activities at OTP site. The child got admission to the program. When the beneficiary arrived at the CMAM site, her parents were unaware of hygienic protocols and food practices, but after counselling by the nutrition assistant, her mother agreed to follow the instructions given by NA, and NA noticed that the mother was interested in bringing her child on a regular follow ups, and finally, she was discharged as per the matched exit criteria.



Before



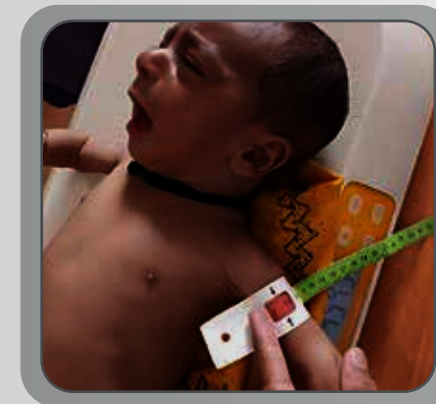
After

Muhammad Baloch S/O Asghar Ali

Age (7 Months) | Duration (2 Months)

MCHC Khewali, Kashmir

This child is classified in severe acute malnutrition (SAM) and was admitted in OTP program when beneficiary came at OTP site, his parents has less knowledge about the proper hygiene and health protocols, NA guided the family and after admission to the OTP site the health of the beneficiary got drastically be improved after eating RUTF and the parents appreciated the efforts of PPHI OTP site RHC TANGWANI District Kashmir @ Kandhkot staff.



Before



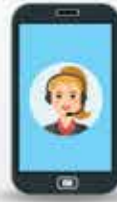
After



شکایت / تجویز کیلئے



<http://complaints.pphisindh.org>



0800-77755



0300
7267744

پی پی ایچ آئی کی جانب سے مہیا کی جانے والی خدمات کے متعلق رہنمائی یا شکایت کی صورت میں مندرجہ بالا ہیلپ لائن پر مفت کال کریں یا مندرجہ ذیل ای میل، ویب سائٹ یا واٹس ایپ پر رابطہ کریں۔



<http://complaints.pphisindh.org>



0800-77755



0300-7267744



helpline@pphisindh.org

PPHI Sindh Head Office, Bunglow C27/1, Block-2, Clifton, Karachi.

Tel: +92 21 35872214, +92 21 35364045 | www.pphisindh.org

To get news about PPHI Sindh like us



PPHISINDHOFFICIAL



PPHIOFFICIAL



PPHISINDH